















Directions to **12515 Combie Rd, Auburn, CA 95602**  
28.8 mi – about 37 mins



 6880 Destiny Dr, Rocklin, CA 95677

- |   |  |                             |
|---|--|-----------------------------|
|   | 1. Head <b>northwest</b> on <b>Destiny Dr</b> toward <b>5 Star Blvd</b>                              | go 0.2 mi<br>total 0.2 mi   |
|    | 2. Turn right at <b>5 Star Blvd</b><br>About 1 min   | go 0.2 mi<br>total 0.5 mi   |
|    | 3. Take the 1st left onto <b>Stanford Ranch Rd</b><br>About 1 min                                    | go 0.2 mi<br>total 0.6 mi   |
|   | 4. Continue onto <b>Galleria Blvd/N Harding Blvd</b><br>About 1 min                                  | go 0.2 mi<br>total 0.9 mi   |
|    | 5. Turn left to merge onto <b>CA-65 S</b><br>About 1 min   | go 0.8 mi<br>total 1.7 mi   |
|    | 6. Take exit <b>306A</b> on the left to merge onto <b>I-80 E</b> toward <b>Reno</b><br>About 15 mins | go 14.0 mi<br>total 15.6 mi |
|    | 7. Take exit <b>119C</b> for <b>Elm Ave</b>  | go 0.1 mi<br>total 15.8 mi  |
|  | 8. Turn right at <b>Elm Ave</b>  | go 0.3 mi<br>total 16.1 mi  |
|  | 9. Turn right at <b>CA-49 N</b><br>About 11 mins   | go 10.1 mi<br>total 26.2 mi |
|  | 10. Turn right at <b>Combie Rd</b><br>About 2 mins   | go 0.8 mi<br>total 27.0 mi  |
|  | 11. Turn right to stay on <b>Combie Rd</b><br>Destination will be on the right<br>About 3 mins       | go 1.8 mi<br>total 28.8 mi  |

 12515 Combie Rd, Auburn, CA 95602

These directions are for planning purposes only. You may find that construction projects, traffic, weather, or other events may cause conditions to differ from the map results, and you should plan your route accordingly. You must obey all signs or notices regarding your route.

Map data ©2010 Google

Directions weren't right? Please find your route on [maps.google.com](http://maps.google.com) and click "Report a problem" at the bottom left.